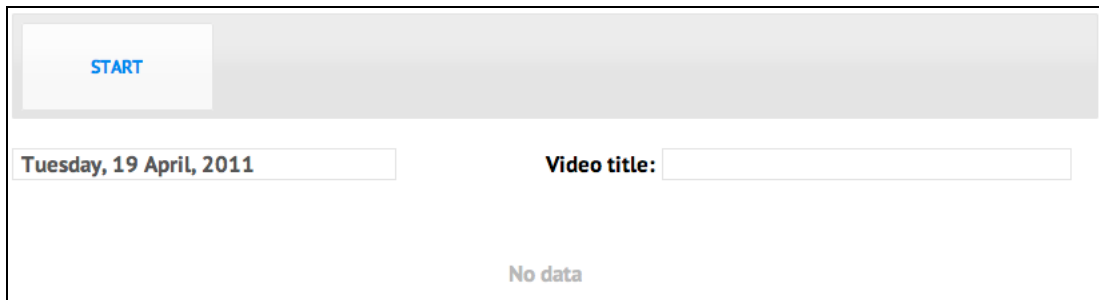


AContests.com Tech Video Manual:

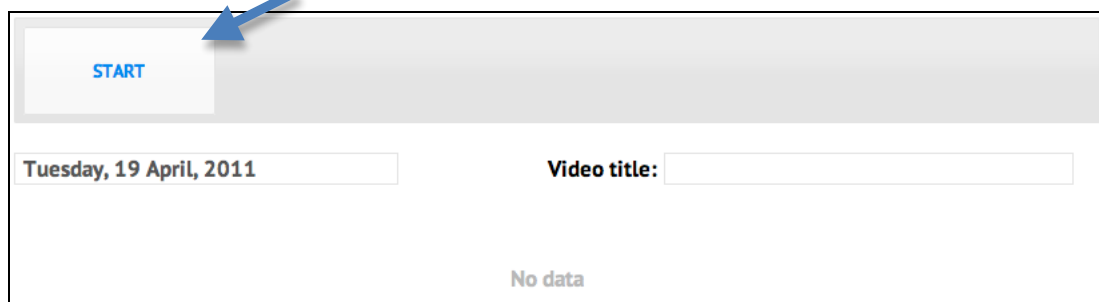
Start Tech Video application:

1. Run *C:\TechVideo\start-techvideo.exe*
2. Wait while Safari browser window loads:




Capturing Video:

1. When you want to start capture click “START” button in the upper-left corner of the screen

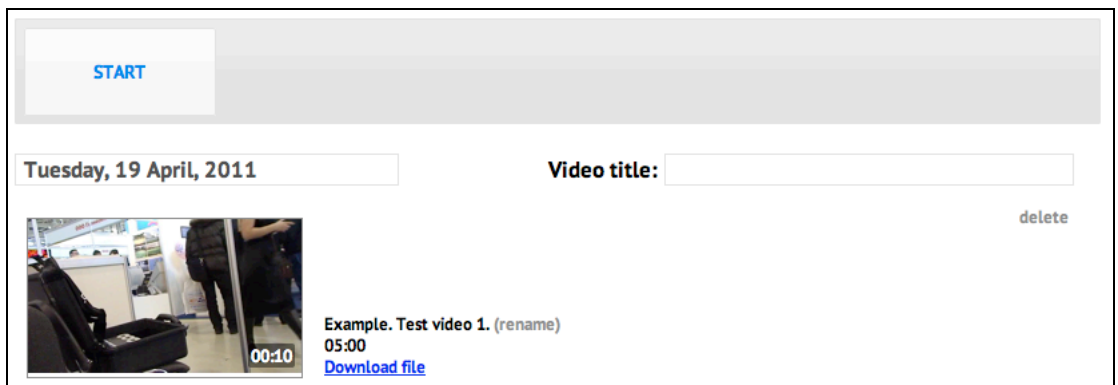


2. In the Tech Video header bar you should see progress of the capture – number of seconds captured.



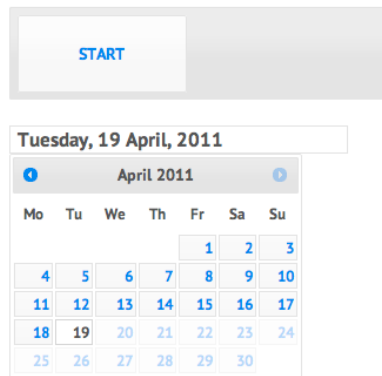
3. Click “RECORDING” when you want to finish recording.
4. Please wait while video is being processed and prepared for online streaming.

5. You should see the new video at the top of the video list.



Browsing video archive:

1. Select date you want to browse videos for.



2. For the selected date video are sorted from the latest to the oldest.

3. To view the video on the full screen click on the thumbnail.

4. To play in slow motion, click on square button at the bottom left.



5. Use the slider to navigate on video.